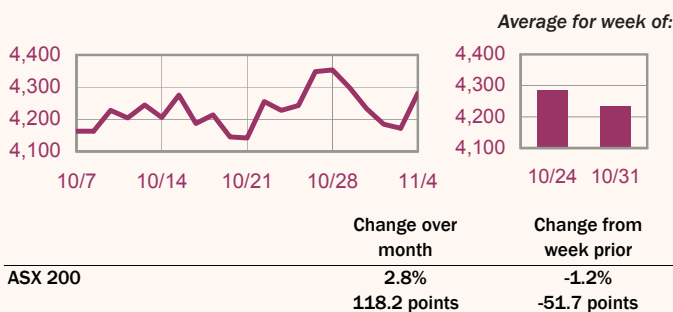
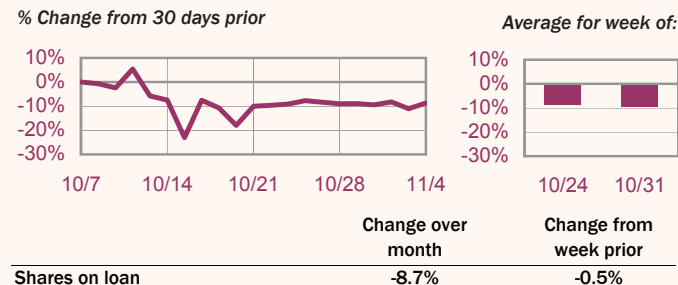


ASX 200

Index Value



Total shares on loan



Top 5 new loan generators

The most borrowed issues, based on new loan value

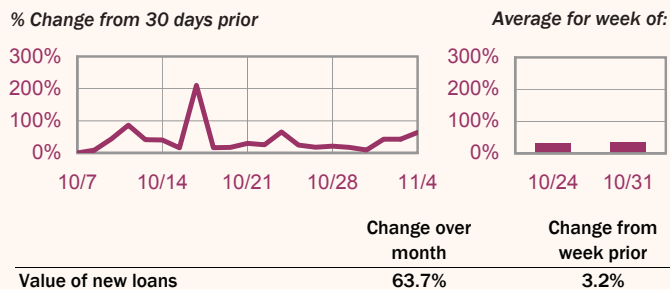
AU000000BHP4	BHP BILLITON LTD
AU000000RIO1	RIO TINTO LTD
AU000000CBA7	COMMONWEALTH BANK OF AUSTRAL
AU000000NAB4	NATIONAL AUSTRALIA BK LTD
AU000000WBC1	WESTPAC BKG CORP

Top 5 changes in total balance

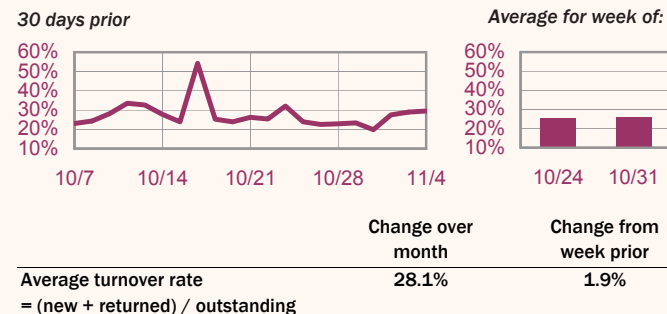
Issues whose loan interest changed most from prior week

AU000000FGL6	FOSTERS GROUP LTD	178%
AU000000TPI4	TRANSPACIFIC INDUS	69%
AU000000NUF3	NUFARM LTD	51%
AU000000AMC4	AMCOR LTD	46%
AU000000AWC3	ALUMINA LTD	43%

Value of new loans



Turnover of loans



Top 5 highest loan fees

Issues with the highest loan fees

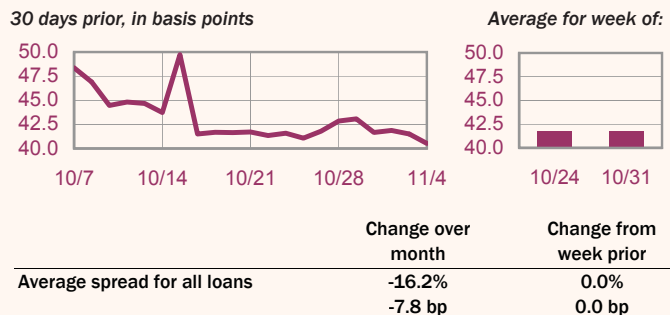
AU000000VTA9	VITERRA INC	486 bp
AU000000AJA4	ASTRO JAPAN PROPERTY TRUST	474 bp
AU000000AJL1	AJ LUCAS GR	472 bp
AU000000IFN8	INFIGEN ENERGY	464 bp
AU000000DOW2	DOWNER EDI LTD	373 bp

Top 5 turnover rates

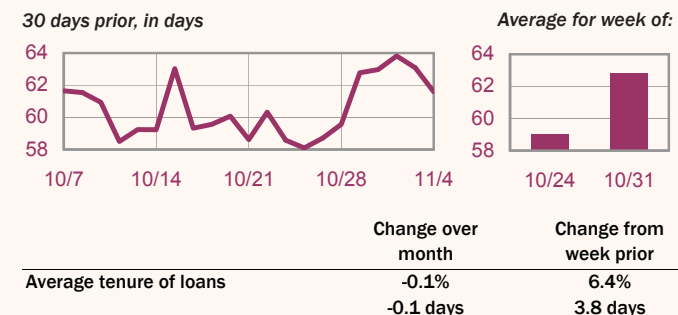
Issues with greatest turnover of shares on loan

AU000000MRE4	MINARA RESOURCES LTD	1302%
AU000000IPL1	INCITEC PIVOT LTD	193%
AU000000TCL6	TRANSURBAN GROUP	191%
AU000000MCCO	MACARTHUR COAL LTD	185%
AU000000GMG2	GOODMAN GROUP	179%

Value-weighted average spread for outstanding loans

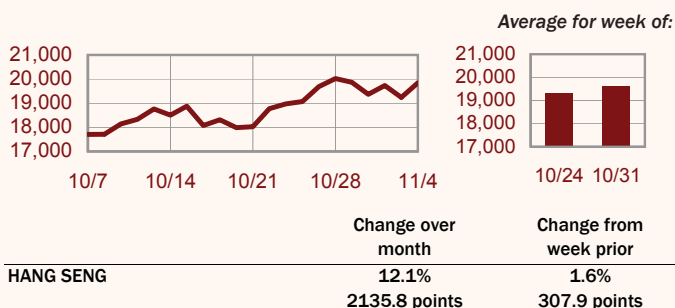


Average age of loans

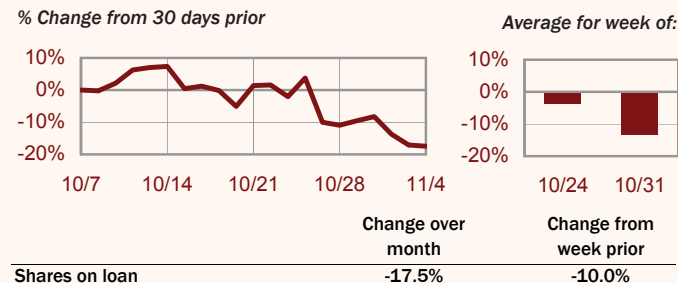


HANG SENG

Index Value



Total shares on loan



Top 5 new loan generators

The most borrowed issues, based on new loan value

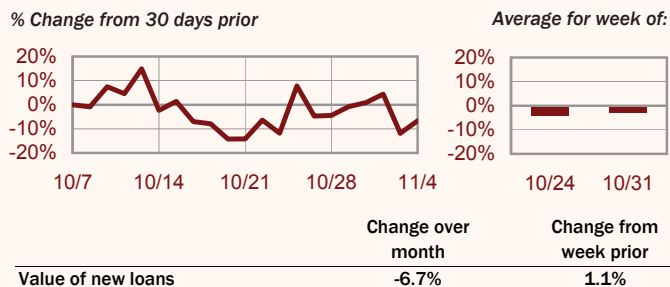
GB0005405286	HSBC HLDGS PLC
CNE1000003G1	INDUSTRIAL AND COMM BK OF CN
CNE1000001Z5	BANK OF CHINA LTD
CNE1000002H1	CHINA CONSTRUCTION BANK
CNE1000002L3	CHINA LIFE INSURANCE CO LTD

Top 5 changes in total balance

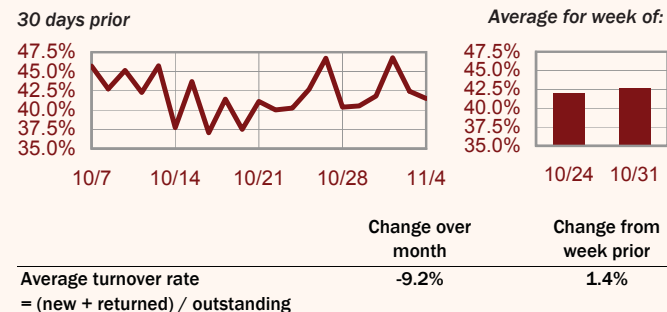
Issues whose loan interest changed most from prior week

HK0083000502	SINO LD LTD	126%
HK0144000764	CHINA MERCHANTS HLDNGS INTNT	48%
HK0267001375	CITIC PACIFIC LTD	9%
HK0291001490	CHINA RES ENTERPRISES LTD	9%
HK0012000102	HENDERSON LAND DEV CO LTD	8%

Value of new loans



Turnover of loans



Top 5 highest loan fees

Issues with the highest loan fees

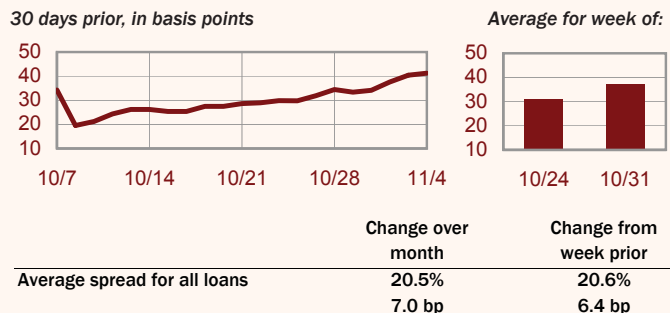
CNE1000001T8	ALUMINUM CORP CHINA LIMITED	507 bp
HK0688002218	CHINA OVERSEAS LD & INVT LTD	164 bp
HK0023000190	BANK EAST ASIA LTD	96 bp
KYG2108Y1052	CHINA RESOURCES LAND LTD	74 bp
HK0002007356	CLP HOLDINGS LTD	29 bp

Top 5 turnover rates

Issues with greatest turnover of shares on loan

CNE1000002Q2	CHINA PETROLEUM & CHEMICAL CO	175%
CNE1000002H1	CHINA CONSTRUCTION BANK	131%
CNE1000003W8	PETROCHINA COMPANY LIMITED	131%
CNE1000001Z5	BANK OF CHINA LTD	130%
CNE100000528	CHINA COAL ENERGY CO LTD	127%

Value-weighted average spread for outstanding loans

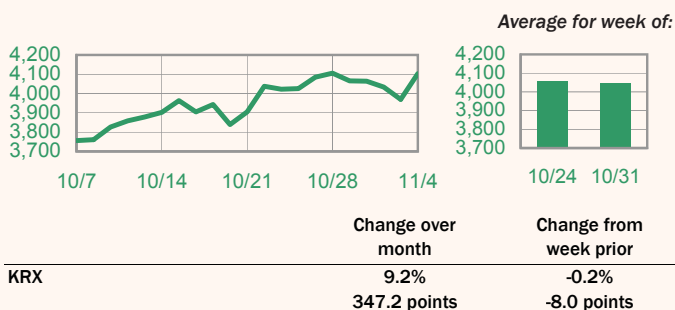


Average age of loans

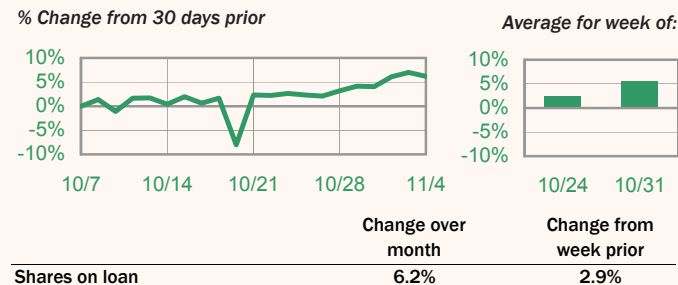


KRX

Index Value



Total shares on loan



Top 5 new loan generators

The most borrowed issues, based on new loan value

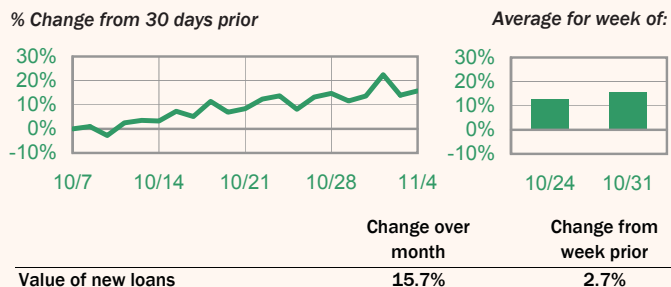
KR7005930003	SAMSUNG ELECTRONICS CO LTD
KR7105560007	KB FINANCIAL GROUP
KR7055550008	SHINHAN FINANCIAL GROUP CO L
KR7005380001	HYUNDAI MOTOR CO LTD
KR7005490008	POSCO

Top 5 changes in total balance

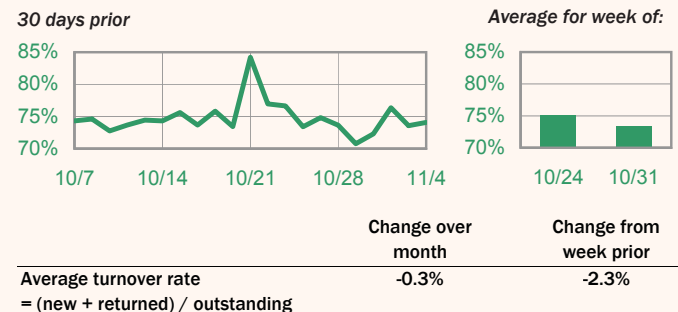
Issues whose loan interest changed most from prior week

KR7006400006	SAMSUNG SDI CO LTD	127%
KR7005940002	WOORI INVESTMENT &	93%
KR7016360000	SAMSUNG SECURITIES	77%
KR7032830002	SAMSUNG LIFE INSUR	56%
KR7068270008	CELLTRION INC	55%

Value of new loans



Turnover of loans



Top 5 highest loan fees

Issues with the highest loan fees

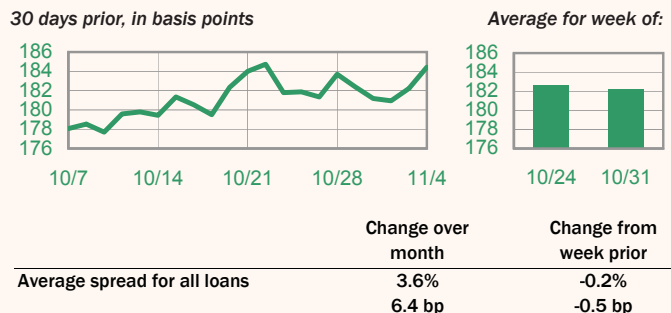
KR7047050000	DAEWOO INTERNATION	637 bp
KR7004150009	HANSOL PAPER CO	451 bp
KR7036490001	OCI MATERIALS CO	373 bp
KR7010120004	LS INDUSTRIAL SYS	338 bp
KR7012630000	HYUNDAI DEVELOPMEN	282 bp

Top 5 turnover rates

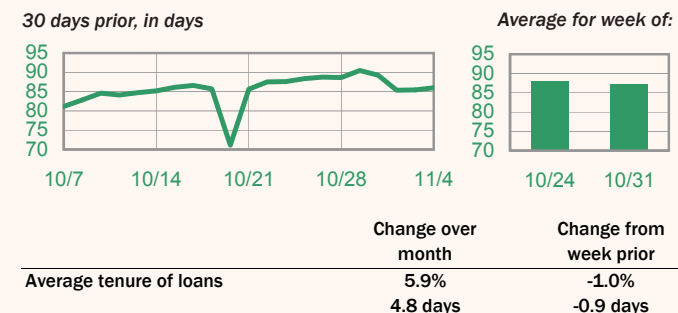
Issues with greatest turnover of shares on loan

KR7035760008	CJ O SHOPPING CO	261%
KR7002550002	LIG INSURANCE	227%
KR7003670007	POSCO CHEMTECH CO	213%
KR7029780004	SAMSUNG CARD	209%
KR7005830005	DONGBU INSURANCE	207%

Value-weighted average spread for outstanding loans

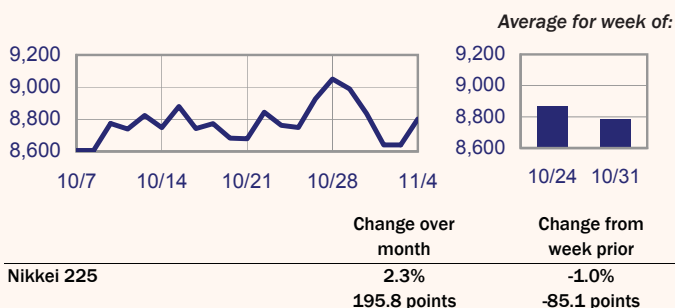


Average age of loans

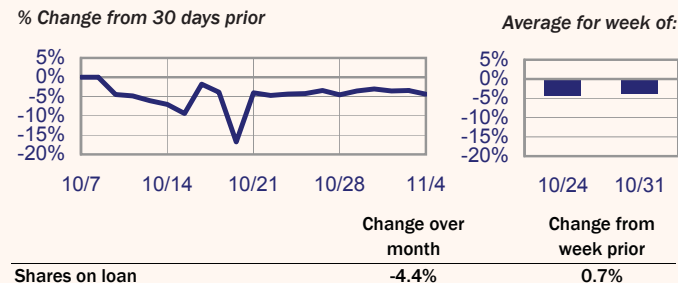


Nikkei 225

Index Value



Total shares on loan



Top 5 new loan generators

The most borrowed issues, based on new loan value

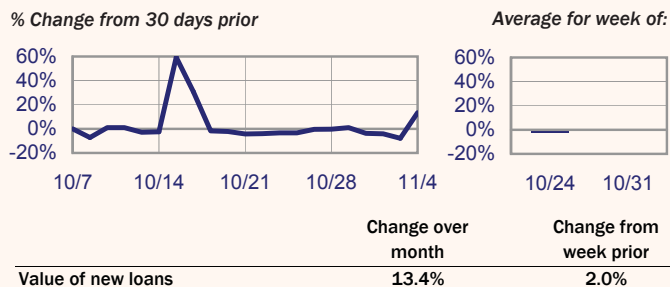
JP3242800005	CANON INC
JP3463000004	TAKEDA PHARMACEUTICAL CO LTD
JP3885780001	MIZUHO FINANCIAL GRP INC TOK
JP3890350006	SUMITOMO MITSUI FINL GRP INC
JP3942400007	ASTELLAS PHARMA INC

Top 5 changes in total balance

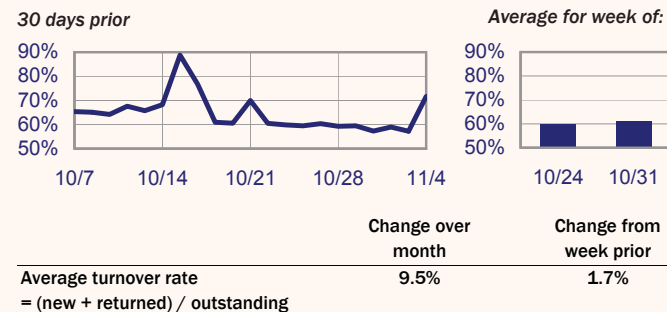
Issues whose loan interest changed most from prior week

JP3571400005	TOKYO ELECTRON LTD	158%
JP3663900003	SOJITZ CORP	94%
JP3906000009	MINEBEA LTD	89%
JP3266400005	KUBOTA CORP	88%
JP3294460005	INPEX CORP TOKYO	69%

Value of new loans



Turnover of loans



Top 5 highest loan fees

Issues with the highest loan fees

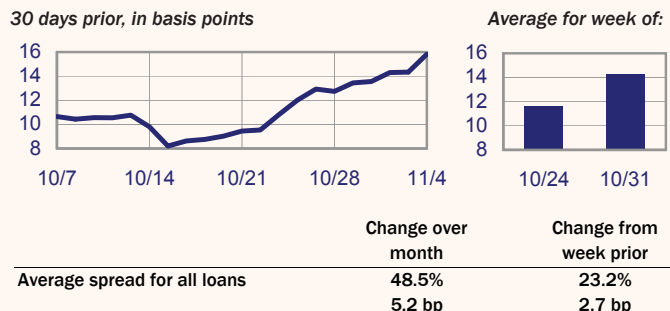
JP3201200007	OLYMPUS CORP	322 bp
JP3787000003	HITACHI CONST MACH	107 bp
JP3888400003	mitsui MINING & SMELTING CO	54 bp
JP3320800000	SAPPORO HLDGS LTD	46 bp
JP3901200000	mitsubishi PAPER	43 bp

Top 5 turnover rates

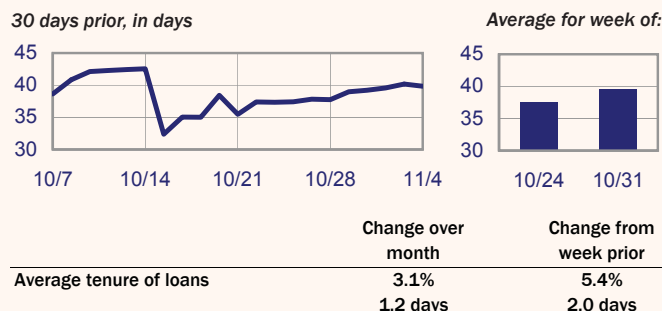
Issues with greatest turnover of shares on loan

JP3549600009	DENKI KAGAKU KOGYO	199%
JP3539220008	T & D HOLDINGS INC TOKYO	193%
JP3888400003	mitsui MINING & SMELTING CO	185%
JP3573000001	TOKYO GAS CO LTD	181%
JP3347200002	SHIONOGI & CO	178%

Value-weighted average spread for outstanding loans

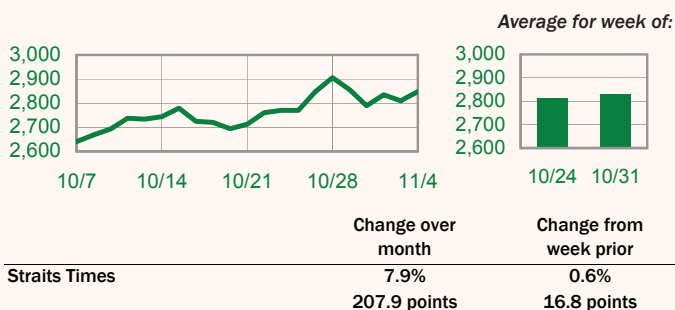


Average age of loans

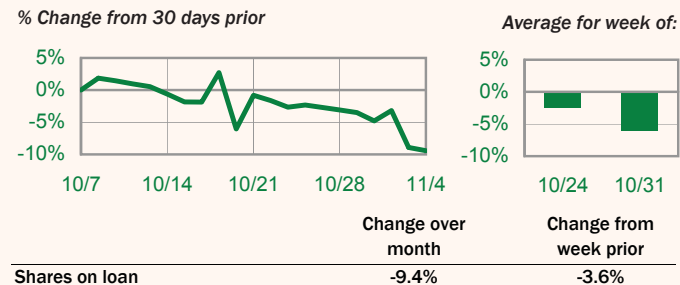


Straits Times

Index Value



Total shares on loan



Top 5 new loan generators

The most borrowed issues, based on new loan value

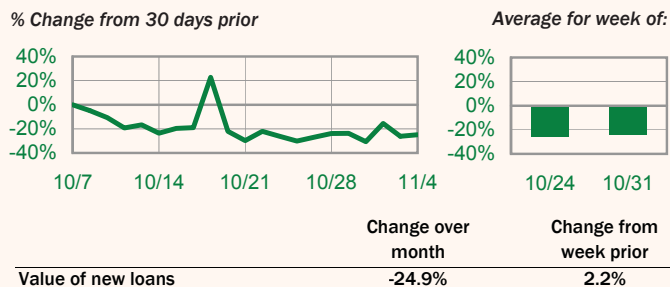
BMG6542T1190	NOBLE GROUP LTD
SG1T56930848	WILMAR INTL LTD
SG1M31001969	UNITED OVERSEAS BK LTD
SG1L01001701	DBS GROUP HOLDINGS LTD
SG1S04926220	OVERSEA CHINESE BANKING CORP

Top 5 changes in total balance

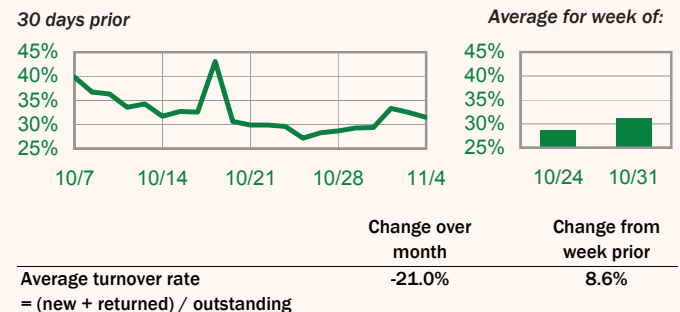
Issues whose loan interest changed most from prior week

SG1M51904654	CAPITAMALL TRUST	133%
SG2C26962630	GLOBAL LOGISTIC PROPERTIES L	8%
MU0117U00026	GOLDEN AGRI RESOURCES LTD	4%
SG1F90001388	NEPTUNE ORIENT LINES	2%
SG1R89002252	CITY DEVS LTD	0%

Value of new loans



Turnover of loans



Top 5 highest loan fees

Issues with the highest loan fees

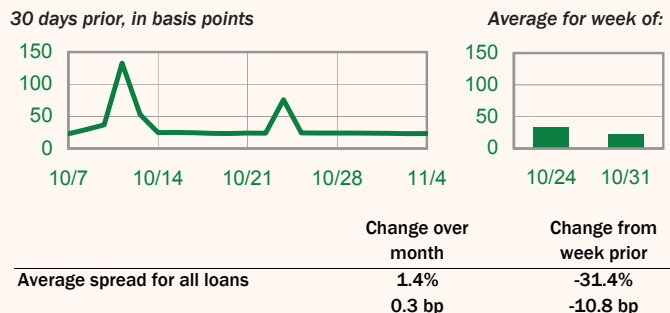
SG1F90001388	NEPTUNE ORIENT LINES	253 bp
SG1H97877952	SEMBCORP MARINE LTD	35 bp
GB0043620292	GENTING SINGAPORE PLC	28 bp
SG1Q75923504	OLAM INTERNATIONAL LTD	25 bp
SG1M51904654	CAPITAMALL TRUST	24 bp

Top 5 turnover rates

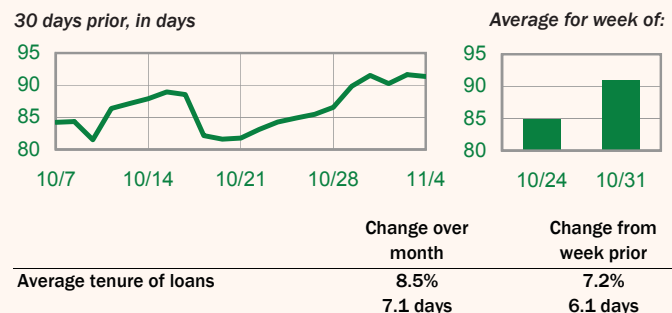
Issues with greatest turnover of shares on loan

SG1I53882771	SIA ENGINEERING COMPANY LTD	115%
SG1L01001701	DBS GROUP HOLDINGS LTD	85%
SG1F60858221	SINGAPORE TECH ENGINEERING L	82%
SG1R50925390	SEMBCORP INDS LTD	79%
SG1N31909426	COMFORTDELGRO CORPORATION LT	71%

Value-weighted average spread for outstanding loans

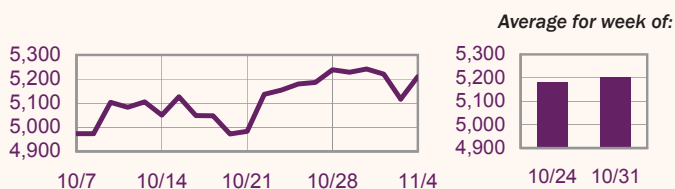


Average age of loans



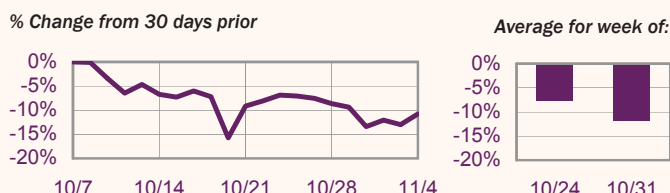
TSEC Taiwan 50 Index

Index Value



	Change over month	Change from week prior
TSEC Taiwan 50 Index	4.8%	0.5%
	236.9 points	24.7 points

Total shares on loan



	Change over month	Change from week prior
Shares on loan	-10.8%	-4.4%

Top 5 new loan generators

The most borrowed issues, based on new loan value

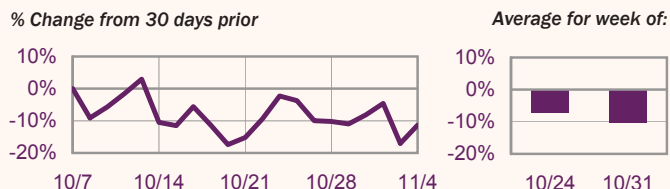
TW0002357001	ASUSTEK COMPUTER INC
TW0002454006	MEDIATEK INC
TW0002330008	TAIWAN SEMICONDUCTOR MANUFAC
TW0002448008	EPISTAR CORP
TW0002317005	HON HAI PRECISION INDS LTD

Top 5 changes in total balance

Issues whose loan interest changed most from prior week

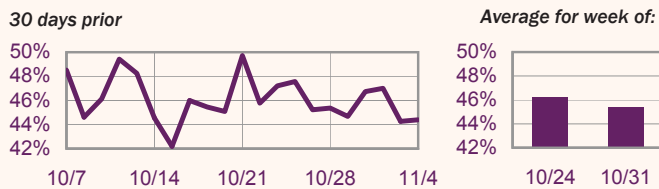
TW0002912003	PRESIDENT CHAIN ST	23%
TW0001722007	TAIWAN FERTILIZER	13%
TW0002882008	CATHAY FINANCIAL HOLDING CO	13%
TW0002105004	CHENG SHIN RUBBER	12%
TW0002448008	EPISTAR CORP	12%

Value of new loans



	Change over month	Change from week prior
Value of new loans	-11.3%	-3.6%

Turnover of loans



	Change over month	Change from week prior
Average turnover rate = (new + returned) / outstanding	-8.5%	-1.8%

Top 5 highest loan fees

Issues with the highest loan fees

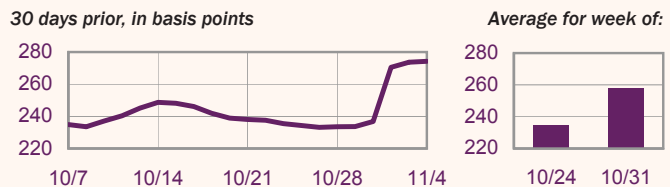
KYG898431096	TPK HOLDING CO LTD	665 bp
TW0002448008	EPISTAR CORP	664 bp
TW0002474004	CATCHER CO LTD	549 bp
TW0002353000	ACER INC	546 bp
TW0003008009	LARGAN PRECISION C	519 bp

Top 5 turnover rates

Issues with greatest turnover of shares on loan

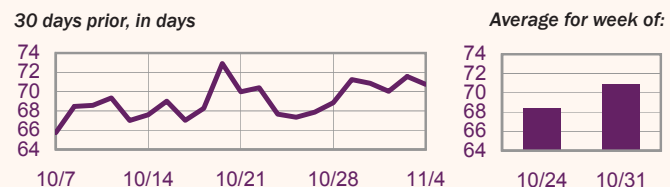
TW0005854004	TAIWAN COOPERATIVE	205%
TW0003045001	TAIWAN MOBILE CO LTD	200%
TW0001216000	UNI-PRESIDENT ENT	196%
TW0002891009	CHINATRUST FINL HLDGS CO LTD	176%
TW0001326007	FORMOSA CHEM&FIBRE	174%

Value-weighted average spread for outstanding loans



	Change over month	Change from week prior
Average spread for all loans	16.8%	9.8%
	39.4 bp	22.9 bp

Average age of loans



	Change over month	Change from week prior
Average tenure of loans	7.6%	3.6%
	5.0 days	2.5 days