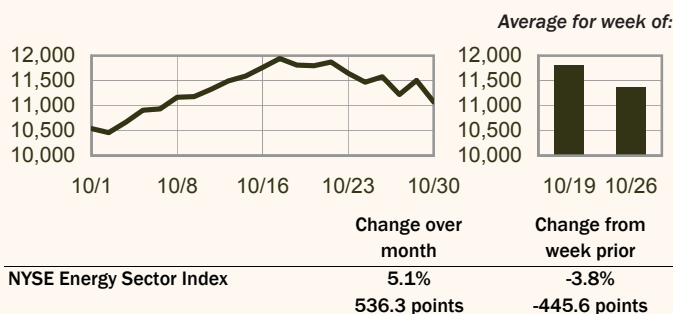
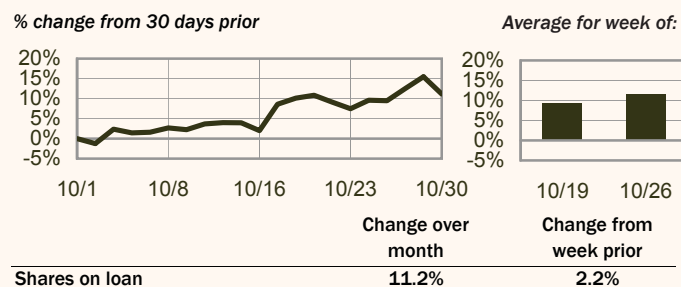


NYSE Energy Sector Index

Index Value



Total shares on loan



Top 5 new loan generators

The most borrowed issues, based on new loan value

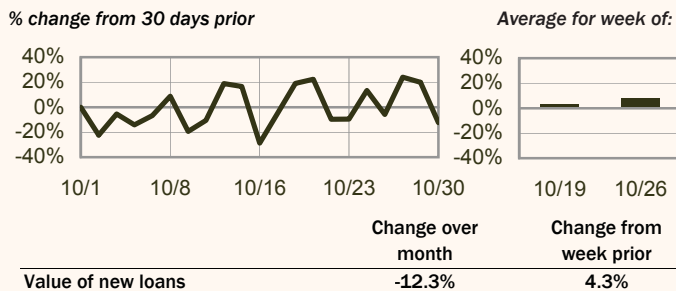
| | |
|-------|-------------------------------|
| RDS.A | Royal Dutch Shell plc |
| XOM | Exxon Mobil Corp |
| DO | Diamond Offshore Drilling Inc |
| TOT | Total SA |
| HAL | Halliburton Co |

Top 5 changes in total balance

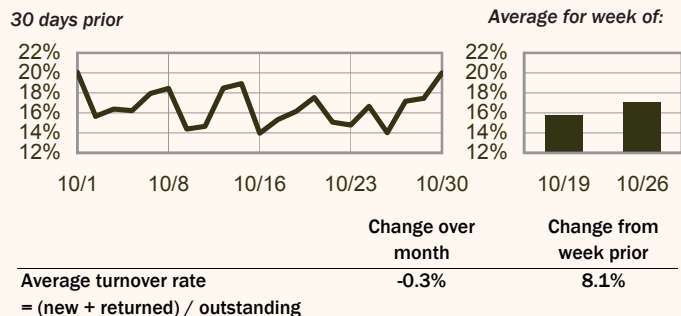
Issues whose loan interest changed most from prior week

| | | |
|-------|-------------------------------|------|
| RDS.A | Royal Dutch Shell plc | 208% |
| PWE | Penn West Energy Trust | 193% |
| CMZ | Compton Petroleum Corp | 110% |
| OGZ | OGE Energy Corp | 57% |
| SM | St Mary Land & Exploration Co | 37% |

Value of new loans



Turnover of loans



Top 5 highest loan fees

Issues with the highest loan fees

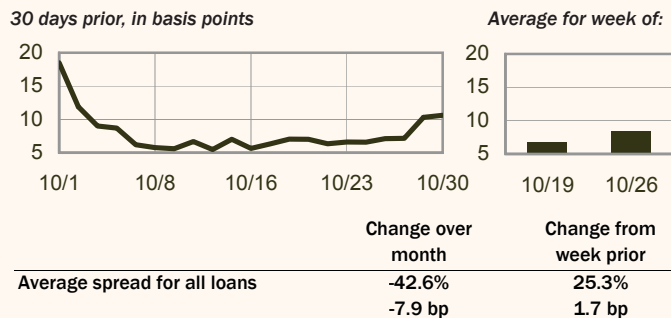
| | | |
|-----|----------------------------------|--------|
| FRO | Frontline Ltd | 604 bp |
| FTK | Flotek Industries Inc | 566 bp |
| PWE | Penn West Energy Trust | 492 bp |
| CMZ | Compton Petroleum Corp | 289 bp |
| TGS | Transportadora de Gas del Sur SA | 227 bp |

Top 5 turnover rates

Issues with greatest turnover of shares on loan

| | | |
|-------|----------------------------|-----|
| TPL | Texas Pacific Land Trust | 99% |
| DVR | Cal Dive International Inc | 79% |
| BTE | Baytex Energy Trust | 54% |
| STO | StatoilHydro ASA | 43% |
| RDS.B | Royal Dutch Shell plc | 42% |

Value-weighted average spread for outstanding loans



Average age of loans

